



































IEC 60320 Appliance and Interconnection Couplers

Appliance Couplers						
Connectors		Inlets		Plug Connectors	Outlets	
 C1 (non-rewireable only)	Class II Cold	 C2	0.2A Family	These couplers are not in the standard.		
 C5 (non-rewireable only)	Class I Cold	 C6	2.5A International/ 7A or 2.5A North American Family	 SHEET A (non-rewireable only)	Class I  SHEET B	
 C7 (non-rewireable only)	Class II Cold	 C8		 SHEET C (non-rewireable only)	Class II  SHEET D	
 C9 (non-rewireable only)	Class II Cold	 C10	6A Family	These couplers are not in the standard.		
 C13	Class I Cold	 C14	10A International/ 15A North American Family	 SHEET E	Class I  SHEET F	
 C15	Class I Hot	 C16		These couplers are not in the standard.		
 C15A	Class I Very Hot	 C16A		These couplers are not in the standard.		
 C17 (non-rewireable only)	Class II Cold	 C18		 SHEET G (non-rewireable only)	Class II  SHEET H	
 C19	Class I Cold	 C20	16A International/ 20A North American Family	 SHEET I	Class I  SHEET J	
 C21	Class I Very Hot	 C22		These couplers are not in the standard.		
 C23 (non-rewireable only)	Class II Cold	 C24		 SHEET K (non-rewireable only)	Class II  SHEET L	

These couplers are for AC only, with a rated voltage not exceeding 250VAC and not exceeding the rated currents listed above for 50Hz or 60Hz power.